


COLLECTOR

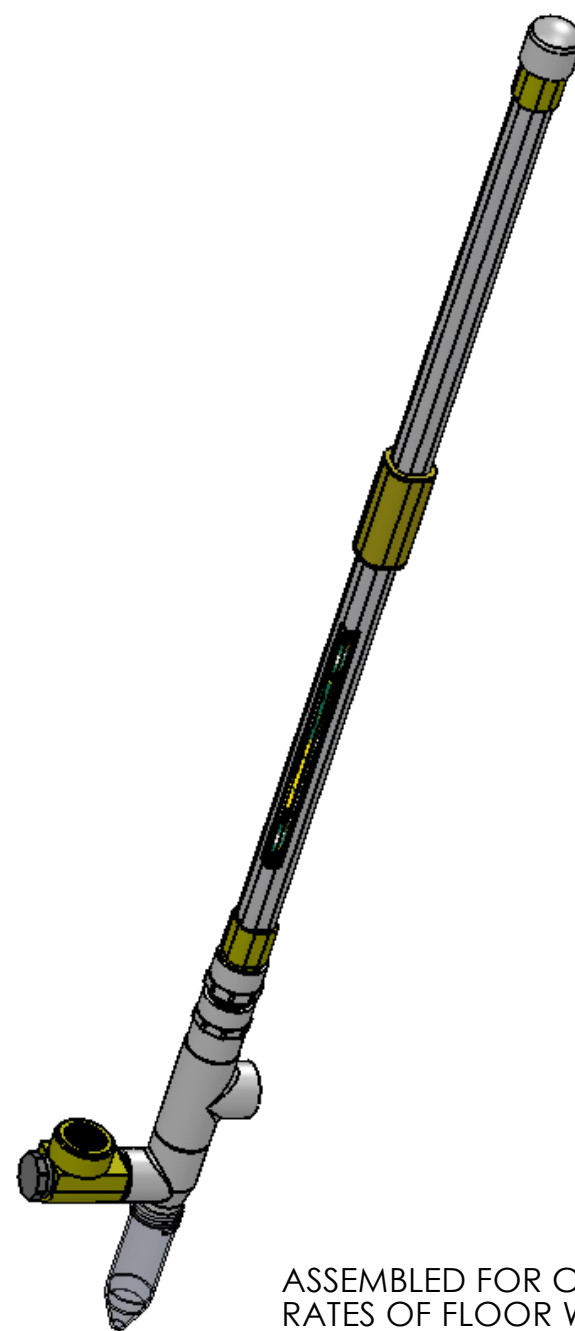


HANDLE

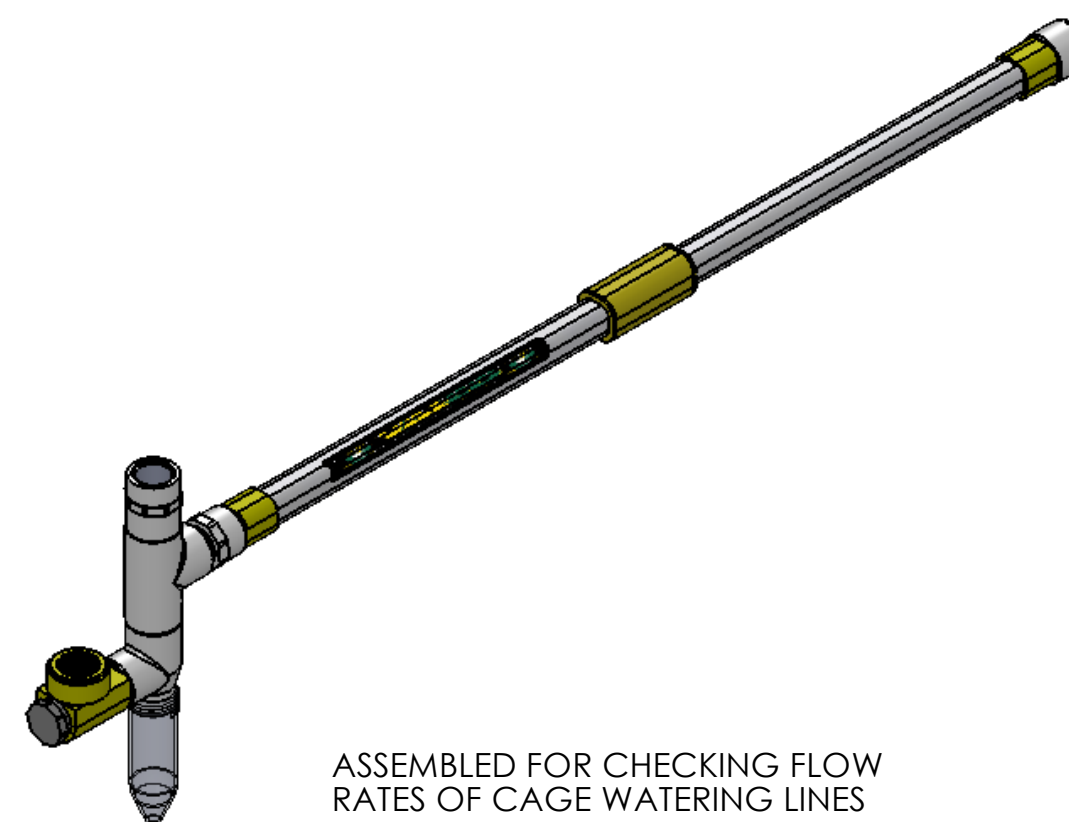


HANDLE EXTENSION

WATER FLOW TOOL AS SHIPPED



ASSEMBLED FOR CHECKING FLOW
RATES OF FLOOR WATERING LINES



ASSEMBLED FOR CHECKING FLOW
RATES OF CAGE WATERING LINES

ASSEMBLY INSTRUCTIONS:

1. JOIN THE HANDLE AND HANDLE EXTENSION TOGETHER BY SLIDING THE SQUARE END OF THE HANDLE INTO THE COUPLING ON THE HANDLE EXTENSION
2. FOR FLOOR WATERING LINES: SCREW THE THREADED END OF THE HANDLE INTO THE TOP OF THE COLLECTOR ASSEMBLY AND HAND TIGHTEN
3. FOR CAGE WATERING LINES: SCREW THE THREADED END OF THE HANDLE INTO THE BACK OF THE COLLECTOR ASSEMBLY AND HAND TIGHTEN

UNSPECIFIED TOLERANCES
DECIMAL
2 PLACE $\pm .063$
3 PLACE $\pm .031$
4 PLACE $\pm .015$
ANGULAR $\pm 1/2^\circ$

DIMENSIONS IN []
ARE MILLIMETERS
UNLESS OTHERWISE
SPECIFIED.

DO NOT SCALE

DATE 2/1/2013

DRAWN DBT

CHECK

WEIGHT

SCALE 1:8

This drawing and any print there of is
the property of VALCO COMPANIES INC.,
and is subject to return on request
by this company. The information shown
is confidential and the recipient by
accepting this drawing agrees not to
use any information contained thereon
in any manner which will be detrimental
to VALCO COMPANIES INC.



VALCO COMPANIES, INC.

PO BOX 8
NEW HOLLAND, PA 17557

NAME

INSTALLATION INSTRUCTIONS, VAL-LOTT-STICK

SHEET 1 OF 1

990079

REV.
A