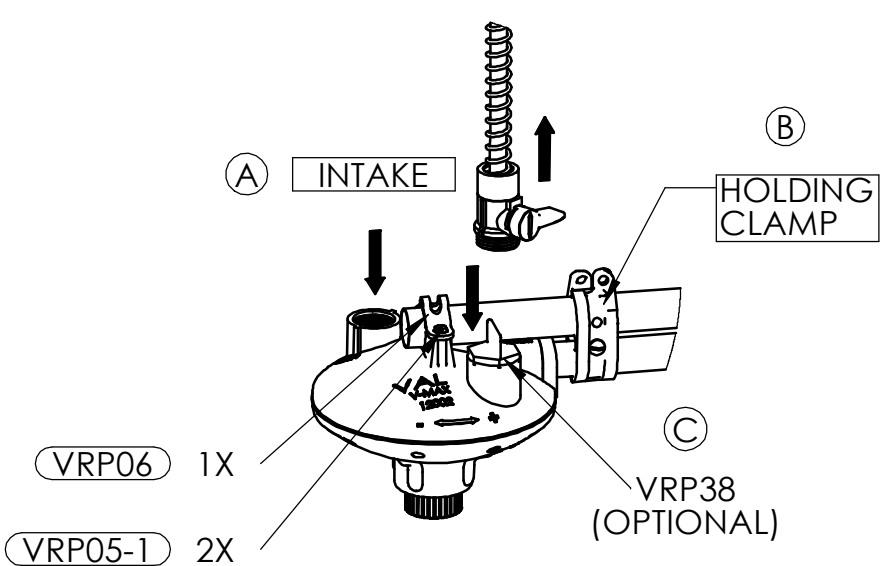
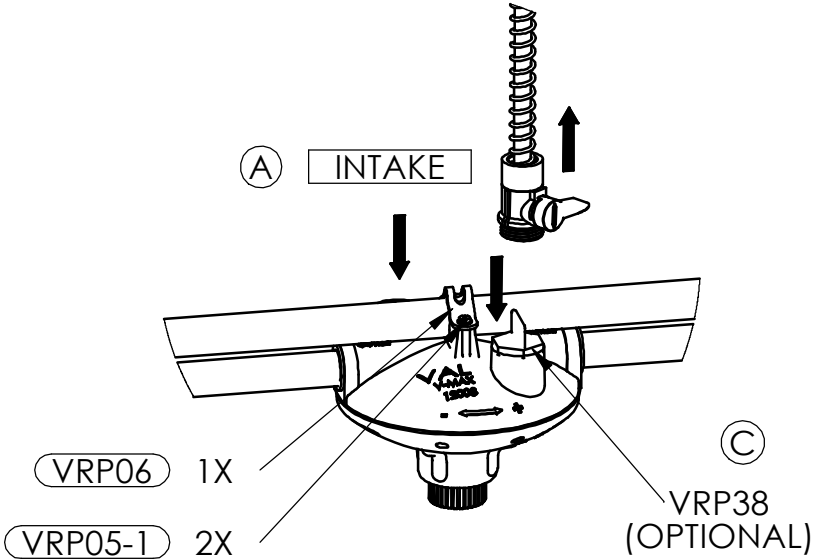


CONDUIT
INSTALLATION

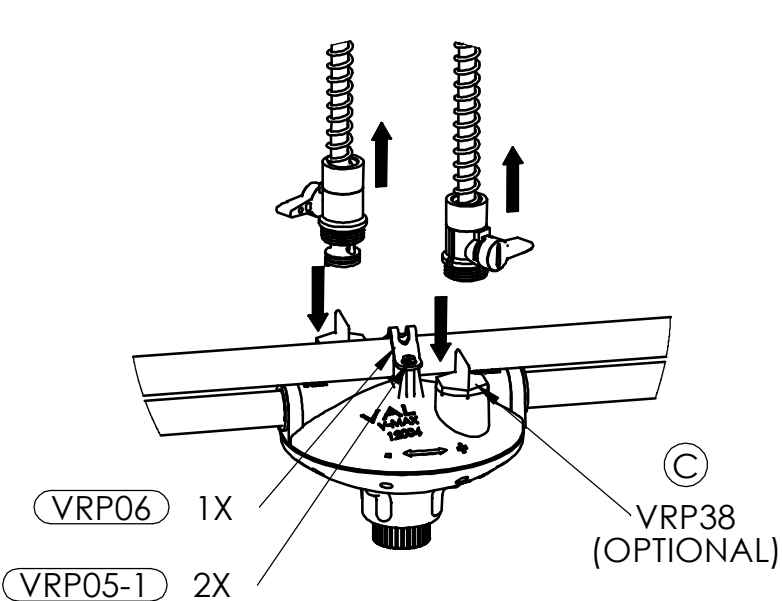
VR202
(VRHDW02-1)



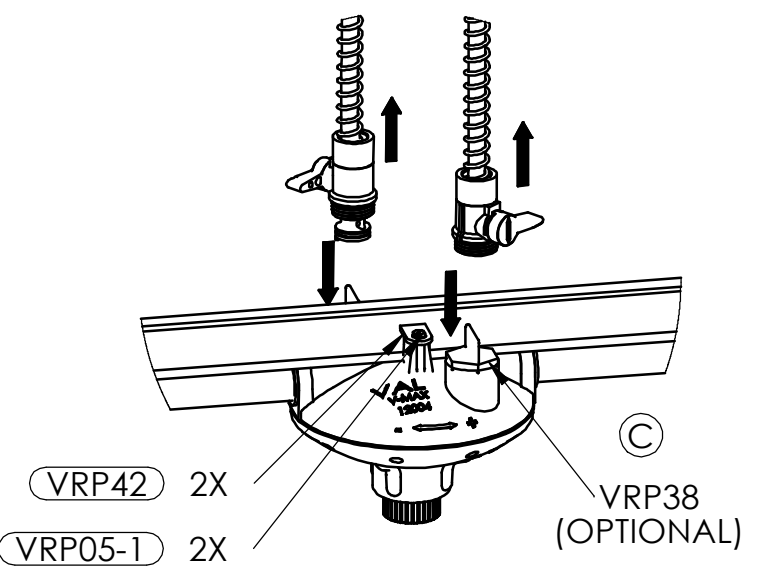
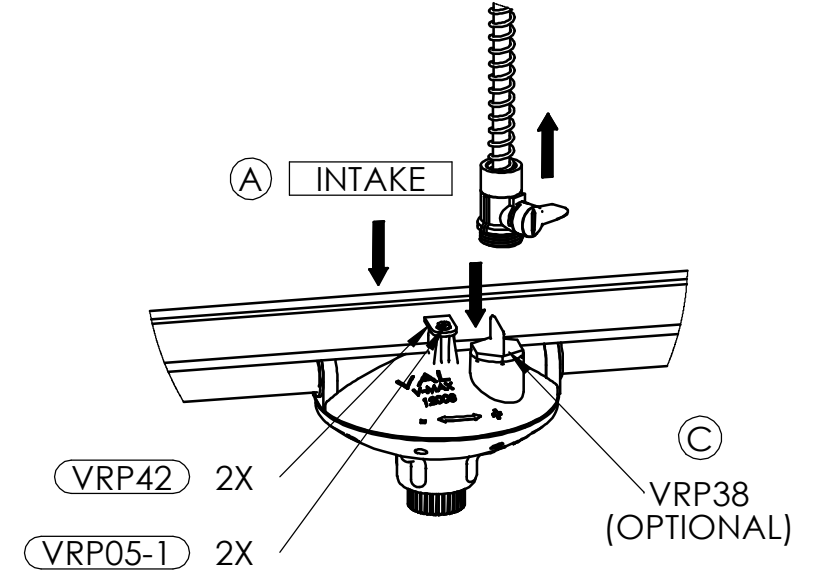
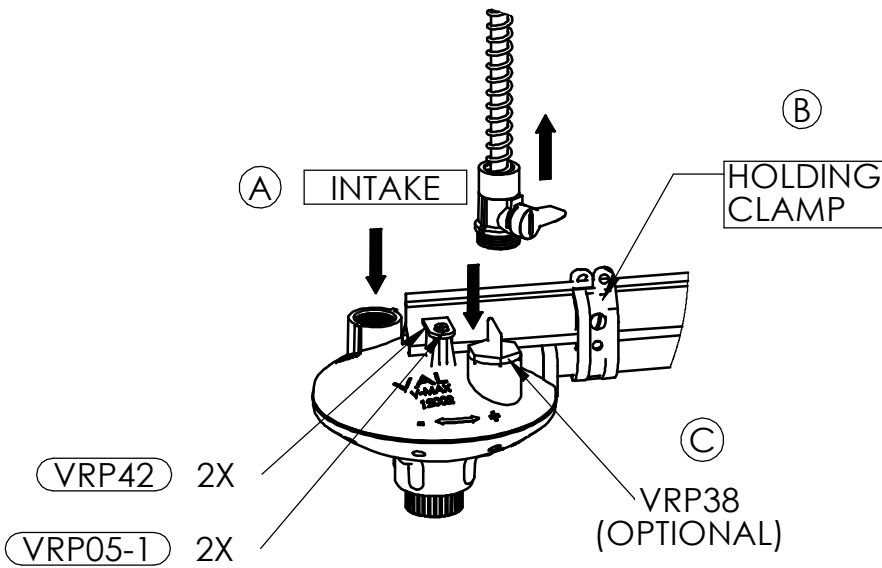
VR203
(VRHDW03-1)



VR204
(VRHDW04-1)



ALUMINUM
INSTALLATION



- NOTES:
- 1- WHENEVER A STANDPIPE OR AN INTAKE IS REMOVED, REPLACE IT WITH A VRP38 (OPTIONAL)
- 2- THE CONTENTS OF ONE HARDWARE BAG IS FOR ONE REGULATOR WITH CONDUIT OR ALUMINUM INSTALLATION

REV	ECN#	DESCRIPTION	DATE	BY	UNSPECIFIED TOLERANCES DECIMAL 3 PLACE ± .010 4 PLACE ± .002 ANGULAR ± 1/2°	DIMENSIONS IN () ARE MILLIMETERS UNLESS OTHERWISE SPECIFIED.		NAME	
						DATE	9/10/2013	QUICK SHEET, REGULATOR KITS WITH HOLDING CLAMPS	
C	15234	ADDED '(OPTIONAL)' TO NOTE 1 AND VRP38	12/10/2020	DBT	This drawing and any print thereof is the property of VAL-CO and is subject to return on request by this company. The information shown is confidential and the recipient, by accepting this drawing agrees not to use any information contained thereon in any manner which will be detrimental to VAL-CO.	DRAWN	DBT	990093	
B	14936	UPDATED NOTE 1 AND CHANGED DRAWING NAME. REPLACED VH309B WITH A 'HOLDING CLAMP'	3/17/2020	DBT		WEIGHT			
A	14048	CORRECT LOCATION OF VN160 AND VN150 ON ALUMINUM INSTALLATION. REPLACED INTAKE WITH A WORD 'INTAKE'	12/7/2017	DBT		PURCHASED		SHEET 1 OF 1	
						SIZE	B		
						SCALE	1:12	CHECK	REV. C



PO BOX 8
NEW HOLLAND, PA 17557