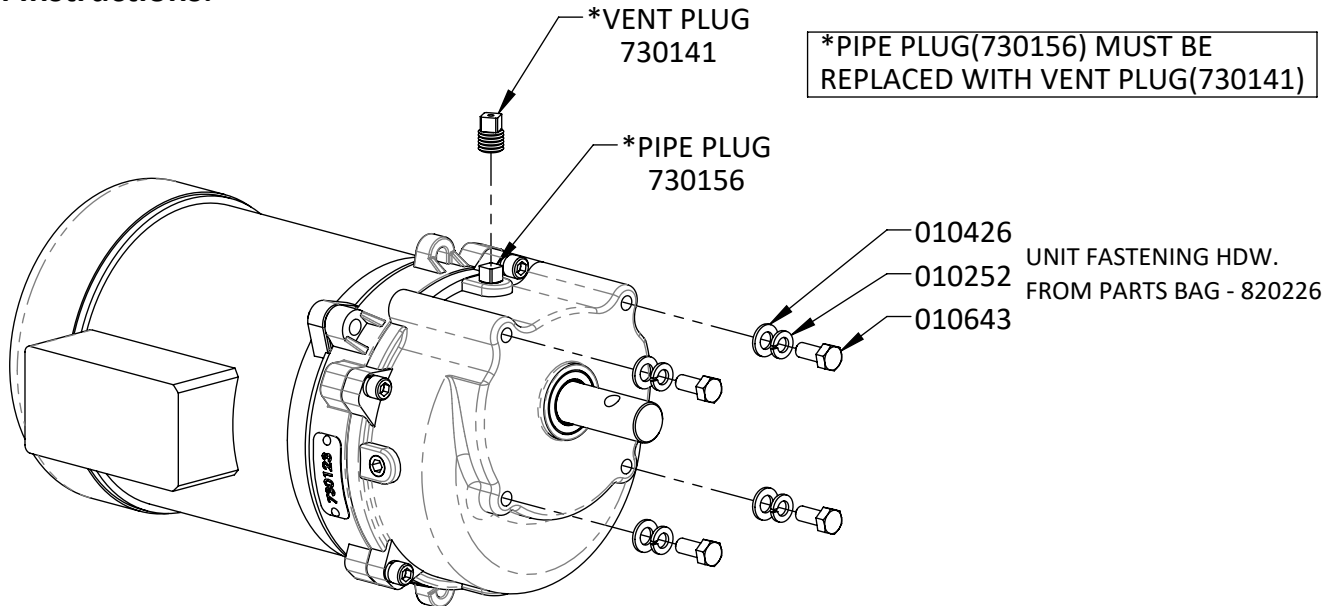




Quick Sheet Instructions

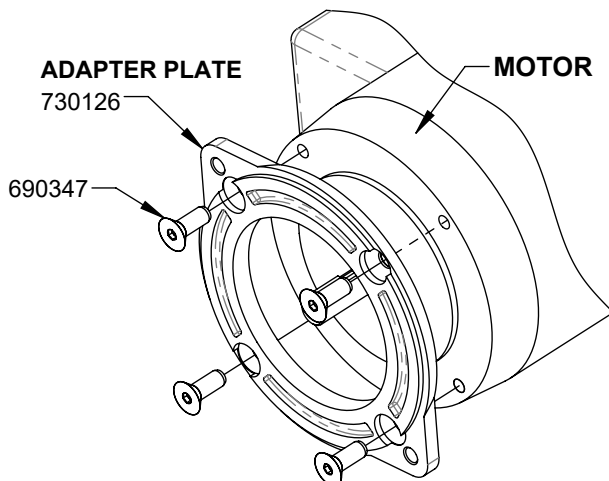
QUICKSHEET, AUGER DRIVE

Installation Instructions:



NOTICE

IT IS IMPORTANT TO INSTALL THE VENT PLUG AS INDICATED. Remove the square head pipe plug that comes installed and replace with the vent plug, part of parts bag-820226. The gearbox must be installed so that the vent plug is to the top of the unit - failure to do so will result in loss of oil and consequent failure of the unit. Operating this unit without a vent plug will cause blown seals, oil loss and consequent unit failure. This unit was factory filled with 90# transmission oil. The oil should be changed every 500 hours of use. This unit must be grounded and wired according to all applicable codes.

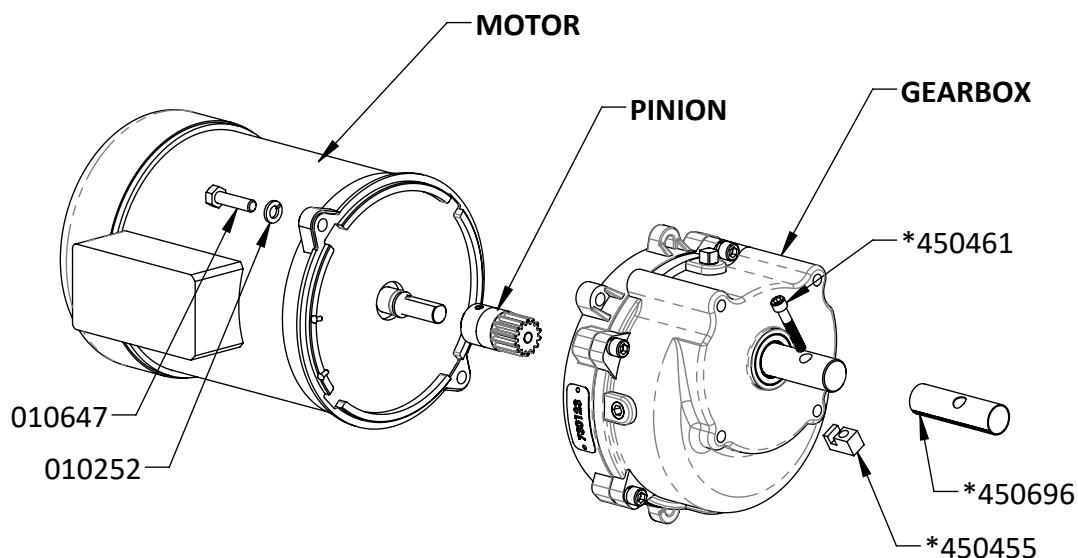


ADAPTER PLATE DETAIL
ASSEMBLYS MARKED WITH AN 'X' (SEE TABLE
ON SHEET 2) INCORPORATE AN ADAPTER PLATE

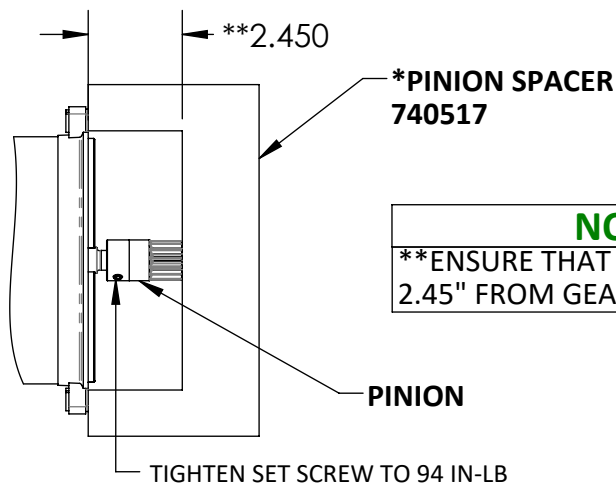
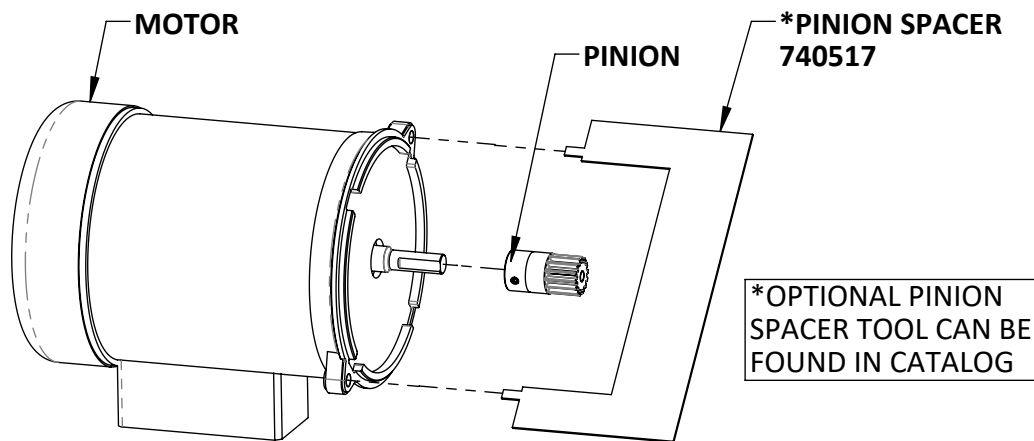
Installation Instructions (continued):

*PARTS NOT USED ON ALL ASSYS

ASSY	MOTOR	GEARBOX	PINION	730126
450287	735390	450369	450366	
450391	735460	450365	450366	
450393	735390	450368	450366	
450395	735460	450368	450366	
450397	735390	450367	450366	
451028	735392	450369	730094	
451101	920451	450365	730094	X
451102	920451	450369	730094	X
451103	735461	450365	450366	
451104	735391	450365	450366	
460025	735390	450365	450366	
720325	735390	730123	450366	
720326	735391	730123	450366	
720327	735392	730123	730094	
720328	735486	730123	730094	X
730315	735390	730093	450366	
730316	735391	730093	450366	
730317	735392	730093	730094	
730318	735486	730093	730094	X
735330	735460	730089	450366	
735331	735461	730089	450366	
735332	735462	730089	730094	
735333	735463	730089	730094	
735342	735464	730124	730094	
735343	735465	730124	730094	
735360	735390	730124	450366	
735361	735391	730124	450366	
735362	735392	730124	730094	
735363	735486	730124	730094	X
735380	735390	730089	450366	
735381	735391	730089	450366	
735382	735392	730089	730094	
735383	735486	730089	730094	X
735510	735460	730124	450366	
735511	735461	730124	450366	
735512	735462	730124	730094	
735513	735463	730124	730094	
735515	735460	730093	450366	
735516	735461	730093	450366	
735517	735462	730093	730094	
735518	735463	730093	730094	
735520	735460	730123	450366	
735521	735461	730123	450366	
735522	735462	730123	730094	
735523	735463	730123	730094	
735527	735464	730089	730094	
735528	735465	730089	730094	
735532	735464	730093	730094	
735533	735465	730093	730094	
735883	735392	735881	730094	
740503	920449	730089	730094	X
740504	775064	730089	730094	X
740505	735487	730089	730094	X
740506	420285	730089	730094	X
740507	780195	730089	730094	X
740508	775064	730124	730094	X
740509	735487	730124	730094	X
740510	420285	730124	730094	X
740512	780195	730124	730094	X



ASSY - 735521 SHOWN FOR REF.



NOTICE

**ENSURE THAT FRONT OF PINION IS 2.45" FROM GEARBOX MOUNT FACE

North America:

Phone: 800.99VALCO (800.998.2526)
 Fax: 419.678.2200
 Email: sales@val-co.com

990092 [C] 15758 5/18/2022
 Page 2

International:

Phone: (+1) 419.678.8731
 Fax: (+1) 419.678.2200
 Email: intl.sales@val-co.com